

Voting number:



Die Präsidentin

Professorin Dr. Katja Becker

PERSONAL/CONFIDENTIAL

This letter may be opened and used only by the addressee on the envelope.

Deutsche  
Forschungsgemeinschaft

Kennedyallee 40  
53175 Bonn

Bonn, October 2023

## Election of the Members of the Review Boards of the Deutsche Forschungsgemeinschaft (DFG) 2023: Your Personal Access Information for the Online Voting System

► Dear Voter,

This letter includes your personal access information (on the reverse side) for the online election of the members of the DFG review boards. You are receiving this election notification from the voting centre of your research institution or, if you have been granted the right to vote on an individual basis by the DFG, directly from the DFG.

**The online voting period will begin on 23<sup>rd</sup> October 2023 at 2:00 pm and end on 20<sup>th</sup> November 2023 at 2:00 pm.**

Each voter may receive only one election notification and vote only once. Should you erroneously receive more than one election notification (e.g. because you work as a researcher at two voting centres), please return any additional election notification unopened to the voting centre from which you have received it and attach a note reporting the error. The list of voting centres including contact data is available at [www.dfg.de/rb-election2023](http://www.dfg.de/rb-election2023) under "Information for Voters".

**Important notice:** This election notification includes access information for the online voting system which only you are allowed to use. The access information is valid during the voting period until you officially submit your ballot. Therefore, please keep this letter where only you can access it until you have completed your voting process. If you lose this election notification after receipt – even through no fault of your own – you cannot receive a replacement notification. If you choose not to vote, please make sure that no other persons can use your access information (e.g. by destroying the election notification or by keeping it in a safe place until the end of the voting period). The DFG reserves the right to take legal action if this voting documentation is misused.

Kind regards

Katja Becker

### Short guide to voting:

1. First read the short instruction on the voting process (on the reverse side).
2. If necessary contact the hotline by phone at +49 30 880 60 1055 or by e-mail at [fk-wahl2023@dfg.de](mailto:fk-wahl2023@dfg.de). Hotline hours are 20<sup>th</sup> October 2023 through 17<sup>th</sup> November 2023, Monday through Saturday from 8 am to 5 pm, and as of 18<sup>th</sup> October 2023, 8 am continuously through the end of the voting period (20<sup>th</sup> November 2023, 2 pm), plus 4 hours through 20<sup>th</sup> November 2023, 6 pm.
3. For more information on the review boards and for current election information visit the DFG election portal at [www.dfg.de/rb-election2023](http://www.dfg.de/rb-election2023).

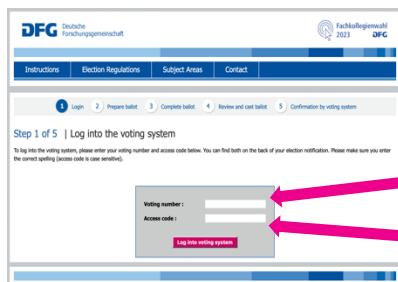
To verify the validity of the server certificate of the voting server (<https://dfg-2023.polyas.com>), please note the following fingerprints:  
SHA256 Fingerprint: 84:72:DB: F3:42 F2:00:C8:10:5D:9C: 96:4F:91:A7:E4.CA.88:D3:57 D1E3:AB:00.F6:1D:SF: 95:43:C8:AE:C8  
SHA1 Fingerprint: A5:2E:2D:05:C3:58:DF:9A:14:38:58.BF: BC: D4:44:10:3B:D0:B9:84

# 5 Steps to Cast Your Ballot:

Depending on which browser you use to access the voting system, the layout you see on your monitor may differ slightly from the example screenshots in these instructions. This does not affect the functionality of the voting system.

## Step 1: Select a language and log into the voting system

Go to [www.dfg.de/rb-election2023](http://www.dfg.de/rb-election2023) using a common internet browser and click "Access Voting System". Select whether you would like to complete your ballot in English or German. When prompted enter the following personal access information (voting number and access code):



Voting number:

Access code:

Please make sure you enter the correct spelling (access code is case sensitive). As long as you have not officially completed the voting process, you can use your access information to log back into the voting system at any time during the election period.

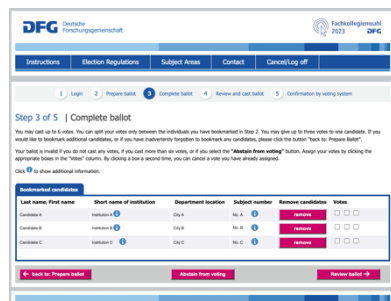
## Step 2: Prepare ballot

Use Step 2 to preselect an unlimited number of candidates from the list of around 1.600 candidates using the bookmark buttons. Please note that your final vote in Step 3 will be based on the bookmarked candidates. These may be individuals from all subject areas and review boards. You can use any of four methods to search for candidates (by subject area, alphabetically by last name, by location, and by free text - German terms only).



## Step 3: Complete ballot

You may cast up to six votes. You can split your votes only between the individuals you have bookmarked in Step 2. You may give up to three votes to one candidate. Your ballot is invalid if you do not cast any votes, if you cast more than six votes, or if you select the "Abstain from voting" button.



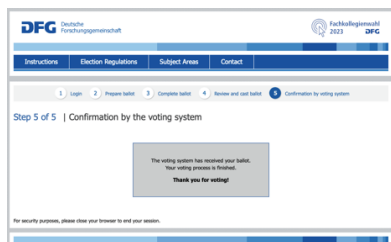
## Step 4: Review and cast ballot

Before you officially vote, your electronic ballot including the distribution of your votes is displayed one more time. This gives you one last chance to change your selections. By clicking "Cast final ballot" you officially submit your ballot to the voting system.



## Step 5: Confirmation by the voting system

After you have successfully cast your ballot, the following text will be displayed: "The voting system has received your ballot. Your voting process is finished.". In the rare case you do not see this confirmation please log in again using your access information. After successfully casting your ballot please close your browser to end your session.



**Please vote in the review board election to participate in the self-governance of science and research in Germany.**