



Instructions for saving and unzipping eDocuments

1. using Windows 1
2. using Mac-OS 3

1. using Windows

To save the eDocuments to your hard drive, click on the link "Complete package for downloading":

Disclaimer | Contact | FAQ | News | Help

@lan DFG

Filing of Application | E-Files | Logout |

Homepage | my view | complete view

▶ Filing of Application

E-Files

 ▶ E-File

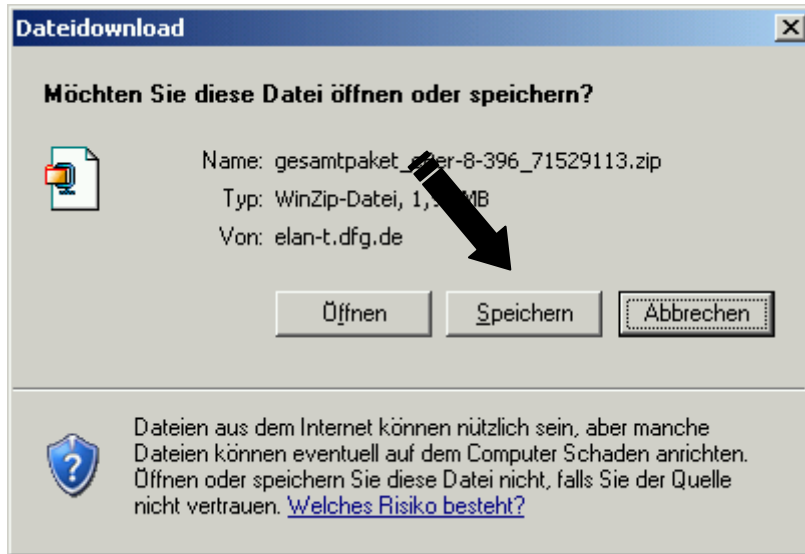
▶ Logout

Test für Präsentationen

This E-File contains confidential Information.

- Änderungsprotokoll 2009/01/29
- Änderungen zum Herunterladen (12 kB)
- Gesamtpaket zum Herunterladen (20 MB)

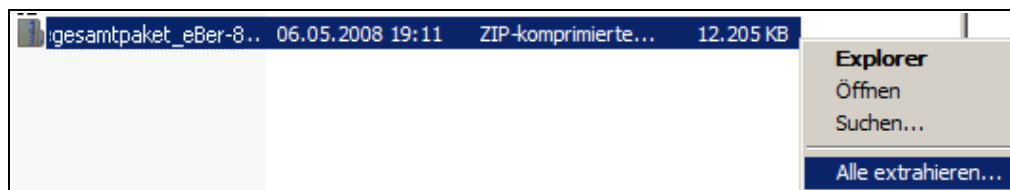
From the "File download" pop-up window, select the **"Save"** button (not "Open"):



Select the target folder and save the download package. To unzip the folder "Gesamtdokument_eBer....zip", right-click the file to open the context menu.

From here, select

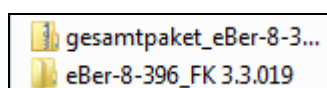
- under **Windows** "Extract all", then the target folder and confirm this using the "Extract" button



- - if you are using the **WinZip program** - "WinZip" and "Extract to here":



This option automatically creates a separate folder with the same name as the document key.



2. using Mac-OS

To save the eDocuments to your hard drive, click on the link "Complete package for downloading":

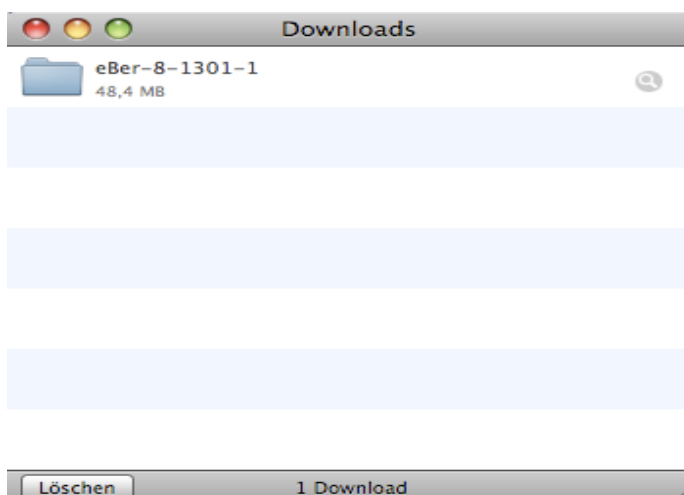
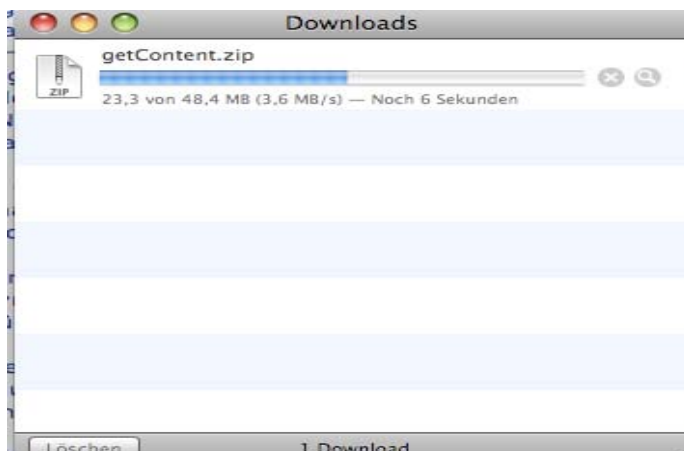


The screenshot shows the @lan DFG website interface. The top navigation bar includes links for Disclaimer, Contact, FAQ, News, and Help. Below this, there are tabs for Filing of Application, E-Files, and Logout. A secondary navigation bar shows 'my view' and 'complete view'. The main content area displays a heading 'Test für Präsentationen' and a warning: 'This E-File contains confidential Information.' Below the warning, there is a list of documents:

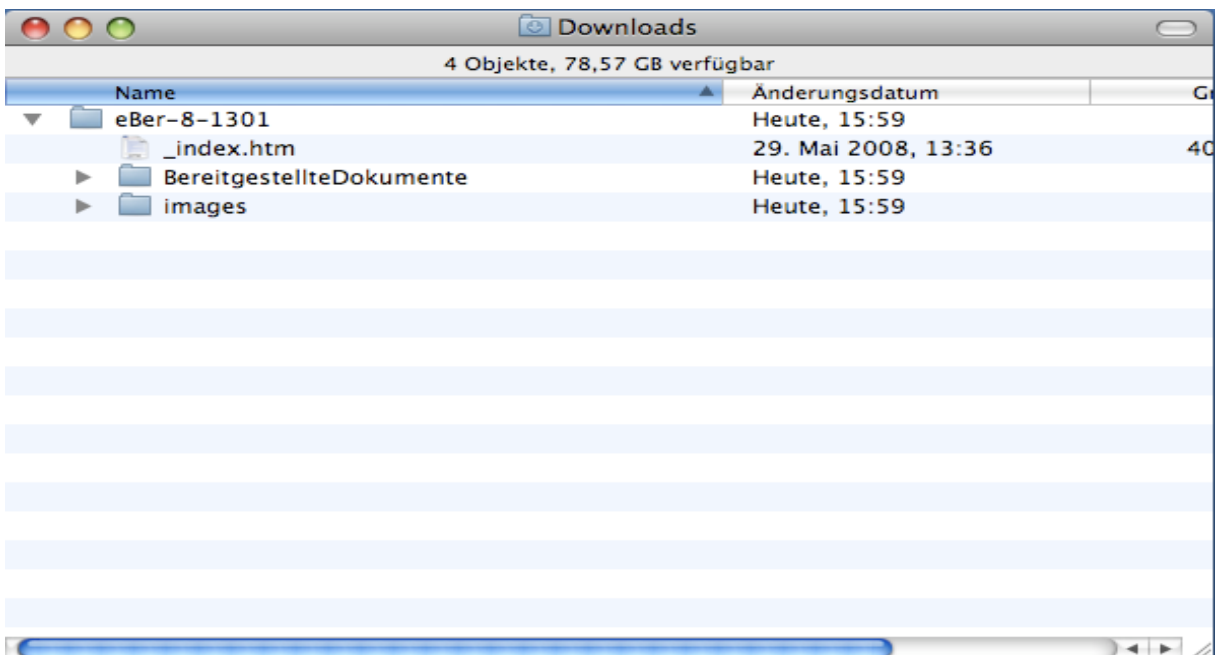
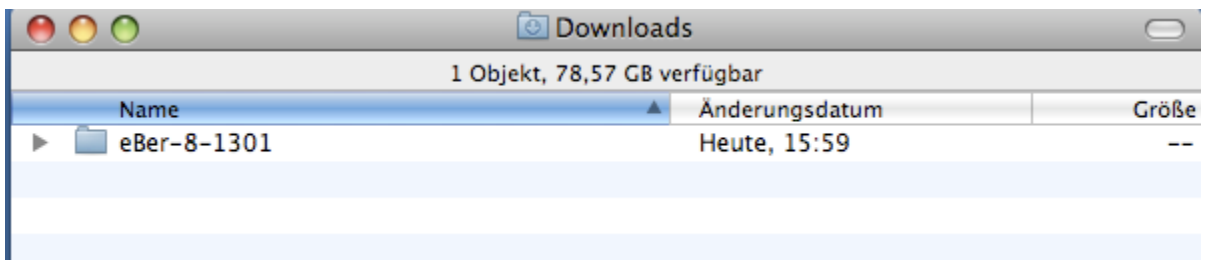
- [Änderungsprotokoll 2009/01/29](#)
- [Änderungen zum Herunterladen \(12 kB\)](#)
- [Gesamtpaket zum Herunterladen \(20 MB\)](#)

A black arrow points from the 'Logout' menu item to the 'Gesamtpaket zum Herunterladen' link.

The file "getContent.zip" is saved in the folder "Downloads" and automatically unzipped into a folder whose name is the same as the document key.



Once the download is complete, the files can be opened in the "Finder" (Downloads) or moved from there to a new location.



For an overview of all documents, please open the file _index.htm. From there you can navigate, as in the online view, to the individual proposals and open the associated documents. Please note that an additional window will appear asking you if you are certain you wish to open this document. Please respond with "Open" to access the document.

